

**Free
Download**

February
**Acts of
Kindness**
month


Table of contents

The background features several vertical lines of varying lengths, each ending in a heart shape. The hearts are in various shades of pink and red, some solid and some outlined. Scattered throughout the background are small, solid dots in the same color palette.

1. Acts of Kindness Calendar
2. Poem: Smiling is Infectious
3. Create your own acrostic poem
4. Note to a friend template
5. Thank You note to Librarian
6. Postcard Template
7. Book Review
8. My Heart Coloring Page
9. Playdough Recipe
10. Kindness Game

February

2024


MONDAY	TUESDAY	WEDNESDAY	THURSDAY	FRIDAY	SAT/SUN
			1 Give someone a compliment	2 Make someone laugh	3/4 Hold the door open for someone Let someone go ahead of you in line.
5 Do a chore for someone	6 Leave a book review in a library book	7 Read a poem to someone	8 Set the table for dinner	9 Make a game for your family	10/11 Bake a dessert for a neighbor Leave bubbles on your neighbors doorstep
12 Give someone a hug	13 Write a poem for a friend	14 Make a homemade gift for someone	15 Give your teacher a gift or flowers	16 Help make dinner	17/18 Invite someone to play on the playground Push someone on the swings
19 Share a special toy with a friend or your siblings	20 Write a thank you note to the librarian	21 Call a loved one you haven't spoke to in a while.	22 Forgive someone who hurt your feelings	23 Make playdoh for a friend	24/25 Donate outgrown clothes and toys
26 Do someone a favor	27 Send a postcard to a friend	28 Give someone a book you think they would enjoy.	29 Teach a friend something new		




Smiling Is Infectious

Smiling is infectious,
you catch it like the flu,
When someone smiled at me today,
I started smiling too.
I passed around the corner
and someone saw my grin.
When he smiled I realized
I'd passed it on to him.
I thought about that smile,
then I realized its worth.
A single smile, just like mine
could travel round the earth.
So, if you feel a smile begin,
don't leave it undetected.
Let's start an epidemic quick,
and get the world infected!


- by Spike Milligan



**S
m
i
l
e**




LOVE



Dear _____,


Sincerely, _____

Thank You



Dear _____,

Sincerely,

A rectangular box with a thick black border, occupying the right half of the page. It is divided into two main sections. The top section is a large empty rectangle. The bottom section is a table with four columns and one row, defined by vertical lines. In the top-left corner of the top section, there is a smaller, empty rectangular box.

Book Review




www.teachingmadesimple.weebly.com

Book Review



www.teachingmadesimple.weebly.com

My Heart Is
Wherever
You Are






Playdoh Recipe

(no cook)



Ingredients




4 cups flour
1 1/2 cups salt
3 tbsp oil
1 1/2 cup warm water
food coloring of your choice
(optional)






Instructions

1. In a large bowl, mix salt and flour.
2. In a smaller container, add 1/4 cup of warm water, 1/2 tablespoon of oil, and 2-3 drops of food coloring. Mix.
3. Add 1 cup of the flour and salt mixture.
4. Mix until combined and dough starts to form.
5. Transfer dough to a floured surface. Knead. Add flour or water as needed.



Note: The measurements and instructions allow for you to make a large batch of flour and salt mixture then add the needed amount of mixture to make single sized (1 cup) play dough.

start						Go ahead 2 spaces		
-------	--	--	--	---	--	----------------------	--	--

--	--	--	--	--	--	--	--	--

			Go ahead 1 space					Lose a turn 
--	---	--	---------------------	--	--	---	--	---

								
---	--	--	--	--	--	--	--	--

	Go back 2 spaces						Go back to start	end
--	---------------------	--	---	--	---	--	---------------------	-----

Kind or Unkind

Give a compliment

Kind or Unkind

Give someone a high five

Kind or Unkind

Pick up trash

Kind or Unkind

Give a compliment

Kind or Unkind

Smile at someone

Kind or Unkind

Cheer for a friend

Kind or Unkind

Stick out your tongue at someone

Kind or Unkind

Tell someone they can't play

Kind or Unkind

Wave at someone

Kind or Unkind

Ask someone to play

Kind or Unkind

Roll your eyes at someone

Kind or Unkind

Throw trash on the ground

Kind or Unkind

Shake someone's hand

Kind or Unkind

Give someone a gift

Kind or Unkind

Point and laugh at someone

Kind or Unkind

Make fun of someone

Kind or Unkind

Give someone a high five

Kind or Unkind

Give someone a hug

Kind or Unkind

Pinch someone

Kind or Unkind

Yell at someone

Thanks for Downloading

Thank You for downloading this resource! I hope you enjoy using it. Please consider finding other products on my TpT store at

<https://www.teacherspayteachers.com/Store/Texas-Belle>

Once you have used this product, please leave a rating on my TpT store.



Visit my website: www.teachingmadesimple.weebly.com



Teaching Made Simple

Credits



Visit my website: www.teachingmadesimple.weebly.com



Teaching Made Simple

Terms of Use

This file comes with a limited use license for the original download only. Please respect the time and effort put into each project by not giving it away to others. Additional licenses can be purchased on my TpT store.

Copyright 2020 Texas Belle in association with Teaching Made Simple, LLC. All rights reserved. Permission is granted to copy pages specifically for student or teacher use only by the original purchaser or licensee. The reproduction of this product for any other use is strictly prohibited. Copying any part of the product and placing it on the Internet (even a personal/classroom website) is strictly prohibited. Doing so makes it possible for an Internet search to make the document available on the Internet, free of charge, and is a violation of the Digital Millennium Copyright Act (DMCA)



Teaching Made Simple